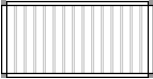



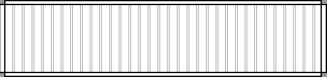








Container Specifications

| Equipment | Interior Dimensions | Door Opening | Top Opening | Tare Weight | Cubic Capacity | Payload |
|--|--------------------------------------|------------------------|-------------------------|------------------------|--------------------------|-------------------------|
| 20' DRY FREIGHT CONTAINER  | L: 5,90 m W: 2,35 m H: 2,39 m | W: 2,34 m H: 2,28 m | | 2.200 kg 4,850 lbs | 33,0 cbm 1,179 cu.ft. | 24.800 kg 54,673 lbs |
| 20' OPEN TOP CONTAINER  | L: 5,89 m W: 2,35 m H: 2,35 m | W: 2,34 m H: 2,27 m | L: 5,49 m W: 2,23 m | 2.200 kg 4,850 lbs | 32,0 cbm 1,143 cu.ft. | 28.280 kg 62,344 lbs |
| 20' REEFER CONTAINER  | L: 5,44 m W: 2,29 m H: 2,24 m | W: 2,29 m H: 2,24 m | | 2.750 kg 6,062 lbs | 27,9 cbm 986 cu.ft. | 24.250 kg 53,460 lbs |
| 20' FLAT RACK CONTAINER  | L: 5,94 m W: 2,40 m H: 2,33 m | | | 2.560 kg 5,643 lbs | | 21.440 kg 47,265 lbs |
| 40' DRY FREIGHT CONTAINER  | L: 12,04 m W: 2,35 m H: 2,39 m | W: 2,34 m H: 2,27 m | | 3.700 kg 8,156 lbs | 67,0 cbm 2,393 cu.ft. | 28.800 kg 63,491 lbs |
| 40' OPEN TOP CONTAINER  | L: 12,06 m W: 2,35 m H: 2,38 m | W: 2,34 m H: 2,28 m | L: 11,62 m W: 2,21 m | 3.800 kg 8,377 lbs | 67,0 cbm 2,393 cu.ft. | 28.700 kg 63,270 lbs |
| 40' REEFER CONTAINER  | L: 11,58 m W: 2,29 m H: 2,21 m | W: 2,29 m H: 2,24 m | | 3.950 kg 8,708 lbs | 58,7 cbm 2,073 cu.ft. | 28.550 kg 62,940 lbs |
| 40' FLAT RACK CONTAINER  | L: 12,08 m W: 2,42 m H: 2,10 m | | | 5.480 kg 12,080 lbs | | 25.000 kg 55,113 lbs |
| 40' ARTIFICIAL TWEENDECK  | L: 11,82 m W: 2,20 m | | | 4.860 kg 10,714 lbs | | 39.580 kg 87,256 lbs |
| 40' HIGH CUBE DRY CONTAINER  | L: 12,03 m W: 2,35 m H: 2,69 m | W: 2,34 m H: 2,58 m | | 3.930 kg 8,663 lbs | 76,0 cbm 2,714 cu.ft. | 28.570 kg 62,984 lbs |
| 45' HIGH CUBE DRY CONTAINER  | L: 13,56 m W: 2,35 m H: 2,70 m | W: 2,34 m H: 2,58 m | | 4.590 kg 10,118 lbs | 86,0 cbm 3,071 cu.ft. | 27.910 kg 61,529 lbs |

Specifications contained in above table should serve as guideline only.

| To convert | to | Multiply by |
|--------------|--------------|-------------|
| Cubic feet | Cubic meters | 0.028317 |
| Cubic meters | Cubic feet | 35.3145 |
| Pounds | Kilograms | 0.4536 |
| Kilograms | Pounds | 2.2046 |
| Centimeters | Inches | 0.3937 |
| Inches | Centimeters | 2.54 |
| Feet | Meters | 0.3048 |
| Meters | Feet | 3.201 |
| Meters | Inches | 39.37 |

For conversion calculator please see our website: www.schryver.com/conversion.htm

Your personal and competent partner